


The perfect start to a child's journey into learning English

Overview



- British English Graded Readers
- Recommended reading age 4-8 years old (CEFR Pre-A1 – A1)
- 200 titles (fiction and non-fiction)
- Sibling strand containing 50 titles – An Ivy and Mack Story
- Aligned with the Cambridge English Qualifications: Starters and Movers
- Written by expert authors and ELT Young Learner specialists


Key Features

- Bright and vibrant illustrations by various illustrators



Key Features


- Before Reading Activities:
introduce key terms and spark
interest in story




Key Features

- After Reading Activities: visuals to recount story with Cambridge examination practice


1 Look and match





has a pouch









lays eggs





2 Listen and say  

Download a reading guide for parents and teachers at www.collins.co.uk/839842 23

1 Look and order the story



2 Listen and say  

Download a reading guide for parents and teachers at www.collins.co.uk/839802 23

Key Features

- Picture Dictionary (Levels 2-4) and Mini-Dictionary (Level 5) highlight key vocabulary

Mini-dictionary

Listen and read 

first (adverb) If you do something **first**, you do it before you do anything else.

football practice (noun) **Football practice** is when you play football often in order to be able to play better.

inside (adverb) If you are **inside** a place, you are in it.

knock (verb) If you **knock** on a door, you hit it to make a noise so someone knows you are there.

look around (phrasal verb) If you **look around**, you turn your eyes in different directions to see what is there.

lose (verb) If you have **lost** something, you do not know where it is.

outside (preposition) If you are **outside** a place, you are not in it but are very close to it.

something (pronoun) You use **something** to talk about a thing without saying exactly what it is.


surprised (adjective) If you are **surprised**, you did not expect something to happen.

wait (verb) If you **wait**, you spend time doing very little, before something happens.

wait and see (phrase) If you tell someone to “wait and see”, you are saying that something exciting might be about to happen.

weather (noun) **Weather** is what it is like outside, for example if it is raining, hot or windy.

Picture dictionary

Listen and repeat 



comic book



crayon



family



lamp



pencil case



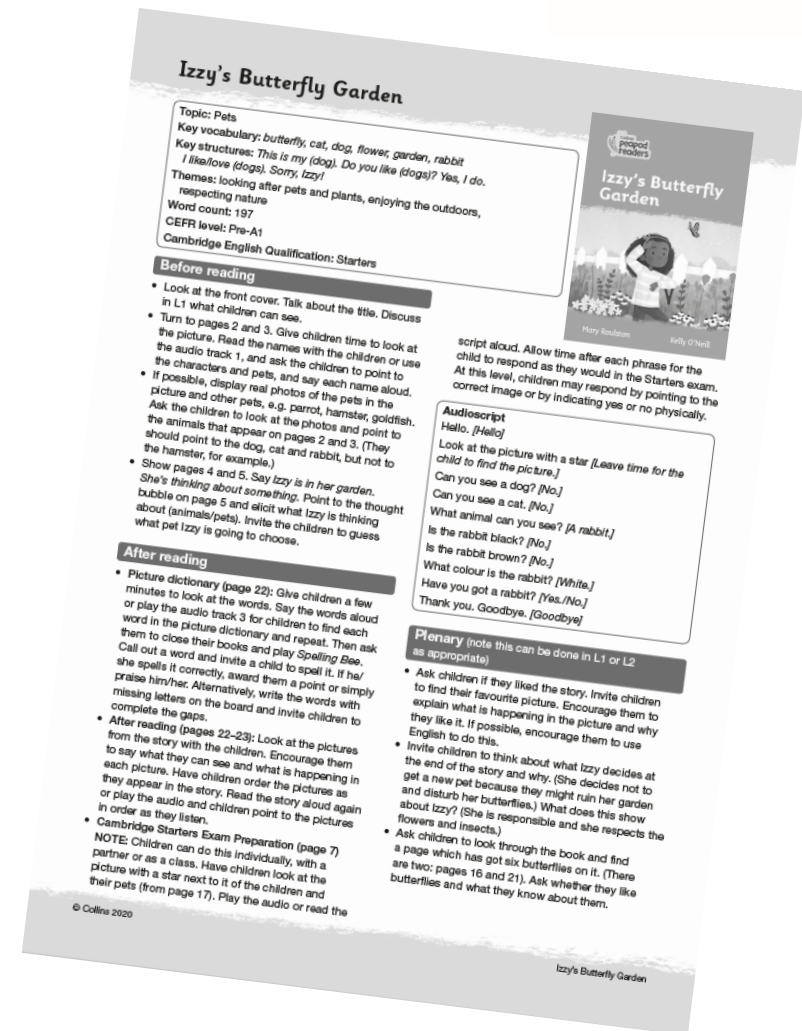
phone



screen

Key Features

- Downloadable Audio for every story
- Downloadable Reading Guides for every story gives extra support for reader
- All will be made available on www.collins.co.uk/peapodreaders on publication



Izzy's Butterfly Garden

Topic: Pets
 Key vocabulary: butterfly, cat, dog, flower, garden, rabbit
 Key structures: *This is my (dog). Do you like (dogs)? Yes, I do. I like/love (dogs). Sorry, Izzy!*
 Themes: looking after pets and plants, enjoying the outdoors, respecting nature
 Word count: 197
 CEFR level: Pre-A1
 Cambridge English Qualification: Starters

Before reading

- Look at the front cover. Talk about the title. Discuss in L1 what children can see.
- Turn to pages 2 and 3. Give children time to look at the picture. Read the names with the children or use the characters and pets, and say each name aloud.
- If possible, display real photos of the pets in the picture and other pets, e.g. parrot, hamster, goldfish. Ask the children to look at the photos and point to the animals that appear on pages 2 and 3. (They should point to the dog, cat and rabbit, but not to the hamster, for example.)
- Show pages 4 and 5. Say *Izzy is in her garden. She's thinking about something.* Point to the thought bubble on page 5 and elicit what Izzy is thinking about (animals/pets). Invite the children to guess what pet Izzy is going to choose.

After reading

- Picture dictionary (page 22): Give children a few minutes to look at the words. Say the words aloud or play the audio track 3 for children to find each word in the picture dictionary and repeat. Then ask them to close their books and play *Spelling Bee*. Call out a word and invite a child to spell it. If he/she spells it correctly, award them a point or simply praise him/her. Alternatively, write the words with missing letters on the board and invite children to complete the gaps.
- After reading (pages 22–23): Look at the pictures from the story with the children. Encourage them to say what they can see and what is happening in each picture. Have children order the pictures as they appear in the story. Read the story aloud again or play the audio and children point to the pictures in order as they listen.
- Cambridge Starters Exam Preparation (page 7)
 NOTE: Children can do this individually, with a partner or as a class. Have children look at the picture with a star next to it of the children and their pets (from page 17). Play the audio or read the script aloud. Allow time after each phrase for the child to respond as they would in the Starters exam. At this level, children may respond by pointing to the correct image or by indicating yes or no physically.

Audioscript


Hello. [Hello]
 Look at the picture with a star (Leave time for the child to find the picture.)
 Can you see a dog? [No.]
 Can you see a cat. [No.]
 What animal can you see? [A rabbit.]
 Is the rabbit black? [No.]
 Is the rabbit brown? [No.]
 What colour is the rabbit? [White.]
 Have you got a rabbit? [Yes./No.]
 Thank you. Goodbye. [Goodbye]

Plenary (note this can be done in L1 or L2 as appropriate)

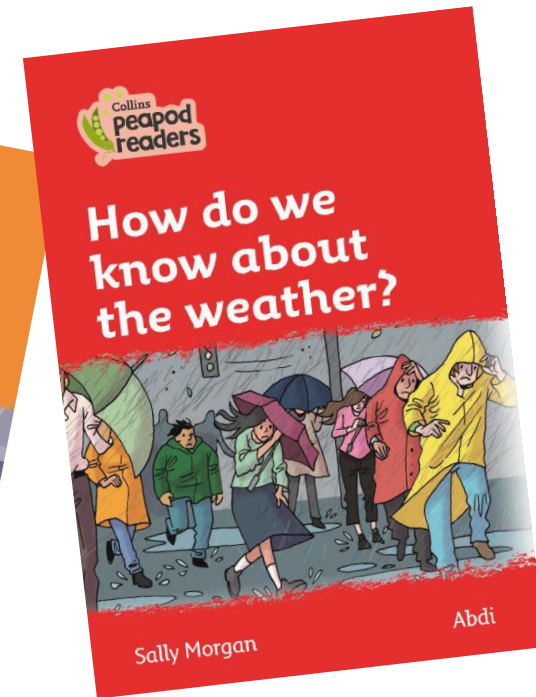

- Ask children if they liked the story. Invite children to find their favourite picture. Encourage them to explain what is happening in the picture and why they like it. If possible, encourage them to use English to do this.
- Invite children to think about what Izzy decides at the end of the story and why. (She decides not to get a new pet because they might ruin her garden about Izzy? (She is responsible and she respects the flowers and insects.)
- Ask children to look through the book and find a page which has got six butterflies on it. (There are two: pages 16 and 21). Ask whether they like butterflies and what they know about them.

© Collins 2020

Izzy's Butterfly Garden



Level	No. Titles	Extent	RRP
1	10	16pp	£3.99
2	20	24pp	£4.99
3	70	24pp	£4.99
4	80	24pp	£4.99
5	20	32pp	£4.99



Reader level	CEFR level	Cambridge English Qualification	Number of titles	Extent	Words in story	Headword count
Level 1	Pre A1	Aligned to Starters word list	10	16pp	50-70	80
Level 2	Pre A1	Aligned to Starters word list	20	24pp	100-140	200
Level 3	Pre A1	Aligned to Starters word list	70	24pp	150-230	400
Level 4	Lower A1	Aligned to Starters word list with some Movers vocabulary	80	24pp	250-500	670
Level 5	A1	Aligned to Movers word list	20	32pp	650-950	820

