

Learn phonics with **Actiphons**



Learn phonics and get active with Actiphons!

Three levels of lively stories for children and grown-ups to share

Additional materials support children and adults as they use the books at home or in school

70 letter sounds are practised in the order they are taught at school – with a fun character and action for each one!


Actions and physical activity help children to become confident, active learners



Actiphons Levels 1 and 2 are designed for an adult and child together. By Level 3, children can start to read on their own.



An **animation** for every story practises the character's action and letter sound



An accompanying web-based **eBook** for every story



Pronunciation videos show correct pronunciation of every letter sound and **expert video tutorials** help adults to use the series



Flashcards reinforce letter sounds and can be used in games and activities



Reading the storybooks

Children learn to read through practice, and through sharing books with grown-ups. Reading along with a skilled adult reader helps children to master basic skills, such as reading with expression and understanding different kinds of punctuation. As you read with a child, you can also model for them how to use phonics to work out any unknown words.

Each Level 2 storybook includes two kinds of text:

- smaller text, which you read to the child
- larger, bold text, which the child reads to you.

The larger text is written so that the child can use the phonics they know to work it out. It also includes some of the tricky words that they need to practise reading. (see page 5)

Before reading

The Actiphons books are designed to be read in order, so that children's reading skills gradually increase as they learn each new grapheme. The books are clearly numbered on the cover to help you.

When children start a new storybook, spend a few minutes helping them prepare to read it.

- Look at the cover picture and the description on the back cover. Talk about the character, and encourage the child to guess what their sport might be.
- Ask the child to find the character's grapheme on the first page. Have they seen it before? Do they know the sound it makes?
- Ask the child to trace the character's grapheme on different surfaces – perhaps the air, the table or the floor.
- Can they spot any words with the first grapheme on the first pages of the story?


Your turn!

Have fun trying out the character's special movement on page 16 of the storybook to develop their physical literacy skills.

A **guide** for each level supports adults as they use the series



Fun **posters** show the letters and characters in each level



Songbooks in every level provide the lyrics for singing along



Assessments, reward charts and certificates help adults to reward progress



An exclusive **audiobook** and **song** for each of the stories



The **teacher's resource pack** contains activity sheets and extra learning materials

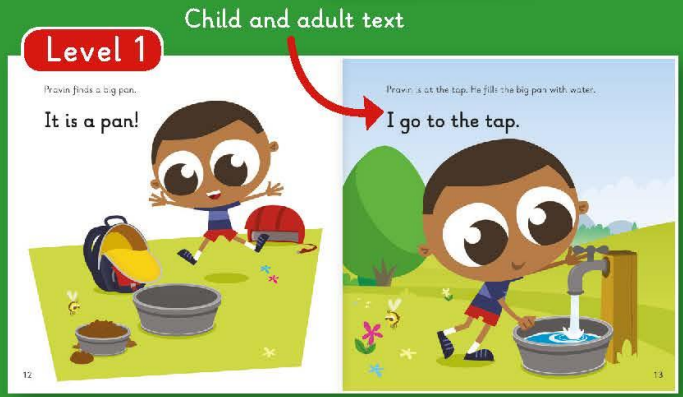


Adults read the words in small type

Children read the words in large type

In Level 2, children learn the last few letters of alphabet and meet some more complex letters and sounds

At the end of every book, children can practise the letter sound and action



Child and adult text

Level 1

In Level 1, children learn the most common letters of the alphabet



Child text only

Level 3

In Level 3, children read words with new sounds and spelling patterns



WEFHLTGFDS